


Antelope Canyon: Take a Walk with Me, the Southwest Gallery

Antelope Canyon is a slot canyon in the Navajo Sandstone formation located in northern Arizona, United States. It is a popular tourist destination and is renowned for its beauty, particularly its vibrant colors and unique rock formations.



Antelope Canyon (Take a Walk With Me - The Southwest Gallery) by Deborah Carney

★★★★☆ 4 out of 5

Language : English
File size : 5388 KB
Text-to-Speech : Enabled
Enhanced typesetting : Enabled
Print length : 77 pages
Lending : Enabled
Screen Reader : Supported



The canyon was formed by the erosion of the Navajo Sandstone by water and wind over millions of years. The soft sandstone has been carved into a series of narrow slots, some of which are only a few feet wide. The walls of the canyon are covered in a variety of colors, including red, orange, yellow, and purple.

Antelope Canyon is a sacred place to the Navajo people, who believe that it is the home of the Antelope Spirit. The canyon is also a popular destination for photographers, hikers, and other outdoor enthusiasts.

How to Visit Antelope Canyon

There are two main ways to visit Antelope Canyon: on a guided tour or on a self-guided tour. Guided tours are the most popular option, as they allow visitors to learn about the canyon's history and culture from a knowledgeable guide. Self-guided tours are available for those who want to explore the canyon at their own pace.

To book a guided tour, visitors can contact one of the many tour operators that offer tours of Antelope Canyon. Tours typically last for about two hours and cost between \$50 and \$100 per person.

To take a self-guided tour, visitors must obtain a permit from the Navajo Parks and Recreation Department. Permits can be obtained online or at the Navajo Parks and Recreation office in Page, Arizona. Permits cost \$16 per person and are valid for one year.

What to Bring

When visiting Antelope Canyon, it is important to bring the following items:

- Comfortable shoes
- A hat
- Sunscreen
- Water
- A camera

Photography Tips

Antelope Canyon is a great place to take photos. Here are a few tips for taking great photos in the canyon:

- Use a wide-angle lens to capture the vastness of the canyon.
- Shoot during the early morning or late afternoon hours to avoid harsh lighting.
- Use a tripod to stabilize your camera and avoid blurry photos.
- Experiment with different shutter speeds to create different effects.

Antelope Canyon is a beautiful and unique place that is worth visiting.

Whether you take a guided tour or a self-guided tour, be sure to bring your camera and enjoy the amazing scenery.















Antelope Canyon (Take a Walk With Me - The Southwest Gallery) by Deborah Carney

★★★★☆ 4 out of 5

Language : English
File size : 5388 KB
Text-to-Speech : Enabled
Enhanced typesetting : Enabled
Print length : 77 pages
Lending : Enabled


FREE

DOWNLOAD E-BOOK



Big Data and the Future of Entertainment: A Comprehensive Exploration

The entertainment industry is undergoing a profound transformation driven by the explosive growth of big data. With vast amounts of data available on...



Essays on Love Affair: Unveiling the Alchemy of Human Connection

Love, an emotion as ancient as time itself, has inspired countless works of art, literature, and music throughout history. Its captivating and elusive nature...