


Beginner Jazz Soloing for Flute: A Comprehensive Guide to Improvisational Mastery

Embark on an enthralling journey into the world of jazz soloing for flute. This comprehensive guide will illuminate the intricacies of jazz improvisation, empowering you with the knowledge and techniques to craft mesmerizing solos.



Beginner Jazz Soloing for Flute: The beginner's guide to jazz improvisation for flute & concert pitch instruments (Learn how to play flute) by Willard A. Palmer

★★★★☆ 4.6 out of 5

Language	: English
File size	: 7605 KB
Text-to-Speech	: Enabled
Screen Reader	: Supported
Enhanced typesetting	: Enabled
Word Wise	: Enabled
Print length	: 55 pages
Lending	: Enabled
X-Ray for textbooks	: Enabled



Understanding Jazz Soloing

Jazz soloing is the art of spontaneously creating melodic lines over a chord progression. It requires a deep understanding of jazz harmony, scales, and improvisational techniques.

Jazz solos are typically structured around the following elements:

- **Head:** The main melody of the tune.
- **Bridge:** A contrasting section that provides harmonic and melodic variety.
- **Solos:** Improvised sections where individual musicians take turns expressing their musical ideas.

When soloing, it's important to listen attentively to the chord progression and the other musicians in the band. Your solo should complement the music and enhance the overall performance.

Essential Scales for Jazz Soloing

Jazz soloing relies heavily on a variety of scales. Some of the most commonly used scales include:

- Major scales
- Minor scales
- Bebop scales
- Pentatonic scales
- Blues scales

Each scale has a unique sound and feel that can be used to create different moods and effects in your solos.

Jazz Soloing Techniques

Once you have a solid foundation in scales, it's time to explore the techniques used in jazz soloing. These techniques include:

- **Arpeggiation:** Breaking down chords into individual notes
- **Chromaticism:** Using notes outside of the key
- **Bebop licks:** Pre-composed melodic patterns
- **Syncopation:** Accenting notes off the beat
- **Vibrato:** A technique that adds expression and depth to your sound


Developing Your Improvisational Skills

Becoming a great jazz soloist takes time and practice. Here are some tips to help you develop your improvisational skills:

- **Transcribe solos by your favorite jazz flutists.**
- **Practice improvising over simple chord progressions.**
- **Experiment with different scales and techniques.**
- **Play with other musicians and listen to their solos.**
- **Attend workshops and masterclasses.**

Jazz soloing for flute is a challenging but rewarding endeavor. By understanding the fundamentals of jazz harmony, scales, and improvisational techniques, you can develop the skills necessary to create your own unique and expressive solos. With dedication and practice, you can become a masterful jazz soloist and captivate audiences with your musicality.


May your journey into jazz soloing be filled with inspiration, creativity, and unwavering passion.



Beginner Jazz Soloing for Flute: The beginner's guide to jazz improvisation for flute & concert pitch instruments (Learn how to play flute) by Willard A. Palmer

★★★★☆ 4.6 out of 5

Language	: English
File size	: 7605 KB
Text-to-Speech	: Enabled
Screen Reader	: Supported
Enhanced typesetting	: Enabled
Word Wise	: Enabled
Print length	: 55 pages
Lending	: Enabled
X-Ray for textbooks	: Enabled



Big Data and the Future of Entertainment: A Comprehensive Exploration

The entertainment industry is undergoing a profound transformation driven by the explosive growth of big data. With vast amounts of data available on...



Essays on Love Affair: Unveiling the Alchemy of Human Connection

Love, an emotion as ancient as time itself, has inspired countless works of art, literature, and music throughout history. Its captivating and elusive nature...