


Beginner's Guide to Percussion: A Comprehensive Introduction



Beginner's Guide to Percussion: Timpani: a quick reference guide to Percussion instruments and how to play them by Michael Moore / MM Drum School

★★★★★ 5 out of 5

Language : English
File size : 1682 KB
Text-to-Speech : Enabled
Enhanced typesetting : Enabled
Word Wise : Enabled
Print length : 24 pages
Screen Reader : Supported



What is Percussion?

Percussion is a branch of music that involves instruments played by striking, shaking, or scraping to produce sound. It encompasses a vast array of instruments, from drums and cymbals to marimbas and tambourines, each with its unique timbre and playing technique. Percussion instruments serve as the rhythmic backbone of countless musical genres, providing the beat, groove, and texture that drive the music forward.

Historical Origins of Percussion

The origins of percussion instruments can be traced back to prehistoric times. Early humans utilized hollowed-out logs, rocks, and animal skins to create rudimentary percussion instruments for rhythmic accompaniment

during rituals and ceremonies. As civilizations evolved, so too did the sophistication of percussion instruments, with the development of drums, xylophones, and cymbals in ancient Egypt, China, and India.

Families of Percussion Instruments

1. **Membranophones:** Instruments that produce sound through vibrating membranes or skins stretched over a frame. Examples include drums (e.g., snare, bass, tom-tom), timpani, and bongos.
2. **Idiophones:** Instruments that produce sound from the vibration of the instrument itself. Examples include xylophone, marimba, vibraphone, and cowbell.
3. **Aerophones:** Instruments that produce sound through the vibration of air. Examples include shakers (e.g., maracas, tambourine), claves, and whistles.
4. **Electrophones:** Instruments that produce sound using electronic means, such as synthesizers and drum machines.

Playing Techniques for Percussion

- **Striking:** Using sticks, mallets, or other objects to hit the instrument's surface, creating a percussive sound (e.g., drums, xylophone).
- **Plucking:** Pulling or strumming the strings of an instrument to produce vibrations (e.g., marimba, vibraphone).
- **Rubbing:** Moving a stick or object across the surface of an instrument to produce friction and sound (e.g., guiro, sandpaper block).
- **Shaking:** Agitating an instrument to cause its internal elements to collide and produce sound (e.g., maracas, tambourine).

Musical Applications of Percussion

Percussion instruments play a vital role in a wide range of musical genres and settings:


- **Rock and Pop:** Drums, cymbals, and tambourines provide the rhythmic foundation and drive the energy.
- **Classical:** Timpani and concert percussion instruments add dramatic accents, dynamic effects, and color to orchestral pieces.
- **Jazz:** Drum sets and auxiliary percussion instruments contribute to improvisational solos, rhythmic grooves, and syncopated beats.
- **World Music:** Traditional percussion instruments, such as bongos, congas, and djembes, create unique rhythmic patterns and cultural influences.
- **Electronic Music:** Synthesizers and drum machines provide electronic beats, loops, and samples for dance music and other genres.

Tips for Aspiring Percussionists

1. **Start with the basics:** Learn proper playing techniques for different instruments and practice fundamental rhythms.
2. **Develop a strong sense of rhythm:** Listen attentively to music, tap your foot, and clap your hands to internalize rhythmic patterns.
3. **Experiment with different instruments:** Explore the various sounds and timbres of percussion instruments to find those that resonate with you.

4. **Practice regularly:** Consistency is key to developing muscle memory and improving coordination.
5. **Seek guidance from a teacher or mentor:** A qualified instructor can provide personalized feedback, technique refinement, and musical insights.

The world of percussion is diverse, captivating, and accessible. From its prehistoric origins to its ubiquitous presence in modern music, percussion instruments continue to ignite excitement and drive the rhythmic pulse of our musical landscape. This beginner's guide has provided a comprehensive to the fundamentals of percussion, from its families and techniques to its musical applications. Whether you are an aspiring percussionist seeking to embark on a musical journey or a music enthusiast eager to deepen your understanding of rhythm and beat, this guide will serve as a valuable resource. Embrace the power of percussion and let the rhythms guide you.



Beginner's Guide to Percussion: Timpani: a quick reference guide to Percussion instruments and how to play them by Michael Moore / MM Drum School


★★★★★ 5 out of 5

Language : English
File size : 1682 KB
Text-to-Speech : Enabled
Enhanced typesetting : Enabled
Word Wise : Enabled
Print length : 24 pages
Screen Reader : Supported

FREE


DOWNLOAD E-BOOK





Big Data and the Future of Entertainment: A Comprehensive Exploration

The entertainment industry is undergoing a profound transformation driven by the explosive growth of big data. With vast amounts of data available on...



Essays on Love Affair: Unveiling the Alchemy of Human Connection

Love, an emotion as ancient as time itself, has inspired countless works of art, literature, and music throughout history. Its captivating and elusive nature...