

# Drop Chord Voicings for Jazz and Modern Guitar: A Comprehensive Guide

Drop chord voicings are a powerful technique used by jazz and modern guitarists to create rich and sophisticated soundscapes. By dropping the root note of a chord to a lower octave, guitarists can access a wider range of voicings and harmonic possibilities.



**Drop 2 Chord Voicings for Jazz and Modern Guitar** by Joseph Alexander

★★★★☆ 4.4 out of 5



## Understanding Drop Chord Voicings

In a traditional chord voicing, the root note is played in the bass register. Drop chord voicings, on the other hand, move the root note down an octave, typically to the lowest string on the guitar. This creates a more open and airy sound, allowing the other notes in the chord to shine through.

Drop chord voicings are often used in jazz, where they provide a more sophisticated and harmonically interesting alternative to traditional voicings. They are also popular in modern guitar styles, where they can create a wider range of textures and sounds.

## Types of Drop Chord Voicings

There are many different types of drop chord voicings, each with its own unique sound and character. Some of the most common types include:

- **Drop 2 Voicings:** In a drop 2 voicing, the root note is dropped two octaves, leaving the second note (the third) as the bass note.
- **Drop 3 Voicings:** In a drop 3 voicing, the root note is dropped three octaves, leaving the third note (the fifth) as the bass note.
- **Drop 4 Voicings:** In a drop 4 voicing, the root note is dropped four octaves, leaving the fourth note (the seventh) as the bass note.

Each type of drop chord voicing has its own unique sound and application. Drop 2 voicings are often used to create a more open and airy sound, while drop 3 voicings are often used to create a more traditional jazz sound. Drop 4 voicings are often used to create a more modern and dissonant sound.

## Creating Drop Chord Voicings

Creating drop chord voicings is relatively easy once you understand the basic concept. Here are the steps:

1. Choose the chord you want to voice.
2. Drop the root note of the chord to a lower octave.
3. Fill in the remaining notes of the chord using the desired voicing type (drop 2, drop 3, or drop 4).

Here is an example of how to create a drop 2 voicing for a C major chord:

- C major chord: C-E-G
- Drop the root note (C) to a lower octave: C-E-G-C
- Fill in the remaining notes using the drop 2 voicing type: C-E-G-C-E

The resulting drop 2 voicing for C major is: **C-E-G-C-E**


## Using Drop Chord Voicings

Drop chord voicings can be used in a variety of musical contexts. They are particularly effective in jazz and modern guitar styles, where they can create a wider range of harmonic possibilities and textures.

Here are some tips for using drop chord voicings:


- Use drop chord voicings to create a more open and airy sound.
- Use drop chord voicings to create a more traditional jazz sound.
- Use drop chord voicings to create a more modern and dissonant sound.
- Experiment with different drop chord voicing types to find the ones that you like the best.

Drop chord voicings are a powerful and versatile technique that can add a new dimension to your guitar playing. By understanding the basic concept and practicing the different types of voicings, you can create a wider range of sounds and textures, and open up new possibilities for your musical expression.




## Drop 2 Chord Voicings for Jazz and Modern Guitar by Joseph Alexander

★★★★☆ 4.4 out of 5



## Big Data and the Future of Entertainment: A Comprehensive Exploration

The entertainment industry is undergoing a profound transformation driven by the explosive growth of big data. With vast amounts of data available on...



## Essays on Love Affair: Unveiling the Alchemy of Human Connection

Love, an emotion as ancient as time itself, has inspired countless works of art, literature, and music throughout history. Its captivating and elusive nature...