


First 50 Songs You Should Play On Vibraphone: A Comprehensive Guide for Beginners and Intermediate Players

Embarking on the captivating journey of playing the vibraphone requires a solid foundation of essential songs. Whether you're a beginner eager to explore the intricacies of this enchanting instrument or an intermediate player seeking to expand your repertoire, this comprehensive list of the first 50 songs will guide your musical growth and unlock your true potential.

Each song has been meticulously selected to provide a well-rounded experience, encompassing classic melodies, beloved jazz standards, modern pop hits, and enchanting movie themes. As you progress through this guide, you will not only hone your technical abilities but also develop a deep appreciation for the vibraphone's unique sonic qualities.



First 50 Songs You Should Play on Vibraphone: A Must-Have Collection of Well-Known Songs Arranged for Vibraphone! by Joseph Alexander

★★★★☆ 4.6 out of 5

Language : English

File size : 7757 KB

Screen Reader : Supported

Print length : 82 pages



Beginner-Friendly Songs

1. Twinkle, Twinkle, Little Star

Twinkle Twinkle Little Star

Moderato

The image shows a musical score for the song "Twinkle Twinkle Little Star". It is arranged for Violin and Piano. The tempo is marked "Moderato" and the dynamics are marked "mf". The score is divided into three systems. The first system shows the beginning of the piece. The second system continues the melody. The third system concludes the piece. The music is in a simple, gentle style suitable for a lullaby.

© 2004 Music From Disney.com © Copyright 2004 BVI Halving Technology Ltd

Commence your vibraphone journey with this timeless lullaby, a gentle to the instrument's basic notes and rhythms.

2. Mary Had a Little Lamb

Mary Had a Little Lamb

Moderately

Traditional
Arr. Julie A. Lind

Musical notation for the first system of the song. It consists of a treble and bass clef staff. The melody is in the treble clef, and the bass clef provides a simple accompaniment. The lyrics are: "Mary had a little lamb,"

Musical notation for the second system of the song. The melody continues in the treble clef. The lyrics are: "little lamb,"

Musical notation for the third system of the song. The melody continues in the treble clef. The lyrics are: "Mary had a little lamb,"

Musical notation for the fourth system of the song. The melody continues in the treble clef. The lyrics are: "It was white as snow."

This arrangement Copyright © 2021 Julie A. Lind www.PianoSongDownload.com

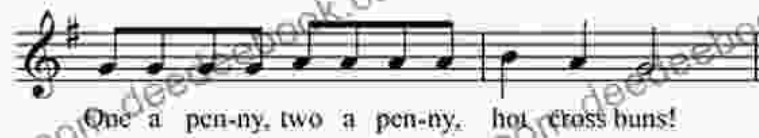
Another classic nursery rhyme, Mary Had a Little Lamb, offers a slightly more challenging rhythmic pattern, laying the groundwork for future syncopations.

3. Hot Cross Buns

Free sheet music from www.8notes.com

Hot Cross Buns

Trad.



Sheet Music from 8notes.com © Copyright 2014 Red Balloon Technology Ltd

This traditional English folk song introduces cross-sticking, a fundamental technique that adds rhythmic vitality to your playing.

4. Jingle Bells

Jingle Bells

www.singingbells.com



The image shows a musical score for the song "Jingle Bells" in G major, 4/4 time. The score is written on a single treble clef staff with a key signature of one sharp (F#). The lyrics are: "Dash-ing through the snow, 'cross the fields we go, Laugh-ing at the way, Bells on both sides ring, Ma-king spir-its bright, What fun it is to laugh and sing, a sleighing song tonight, Jin-gle bells, jin-gle bells, Jin-gle all the way, Oh, what fun it is to ride in a one horse open sleigh, And the bells, jin-gle bells, Jin-gle all the way, Oh, what fun it is to ride in a one horse open sleigh." The score includes various musical notations such as notes, rests, and dynamic markings like 'f' and 'ff'. There are also several instances of a watermark "reference.deedeebook.com" overlaid on the page.

Immerse yourself in the festive spirit with Jingle Bells, a cheerful melody that utilizes the full range of the vibraphone.

5. Happy Birthday to You

HAPPY BIRTHDAY TO YOU!

Words and Music by
MILDRED J. TELLE
PATENT PILL

Brightly *mf*

G C Am G G

G D7 G

Happy Birth-day to you, Happy Birth-day to you, Happy

C Cmg G D7 G

Birth-day dear * Happy Birth-day to you!

* Here insert the name of the one celebrating.

© 1955 Sunray Records, Inc.
Division of Sunray Records, Inc.
Published by Sunray Records, Inc.
All rights reserved - Printed in U.S.A.

Celebrate special occasions with this universally recognized tune, mastering the subtle nuances of articulation and dynamics.

Intermediate-Level Songs

6. Scarborough Fair

Scarborough Fair

Registration 3
Rhythmic Waltz

Traditional Song

Musical notation for the first line of the song. The key signature is one flat (B-flat), and the time signature is 3/4. The melody starts on a treble clef. The notes are: A (quarter), B (quarter), A (quarter), A (quarter), A (quarter), E (quarter), F (quarter), E (quarter). Chords are indicated above the staff: Dm (under A), G (under E), and G (under F). Lyrics below the staff: Are you going to Scarborough Fair?

Musical notation for the second line of the song. The notes are: D (quarter), A (quarter), G (quarter), D (quarter), G (quarter). Chords are indicated above the staff: Dm (under D), F (under A), and Dm (under D). Lyrics below the staff: Parsley, seeds, and green onions.

Musical notation for the third line of the song. The notes are: A (quarter), B (quarter), G (quarter), A (quarter), A (quarter), D (quarter), D (quarter). Chords are indicated above the staff: G (under A), Dm (under A), and Bb (under D). Lyrics below the staff: Parsley, seeds, and green onions.

Musical notation for the fourth line of the song. The notes are: C (quarter), A (quarter), A (quarter), G (quarter), F (quarter), E (quarter), C (quarter), C (quarter). Chords are indicated above the staff: F (under C), C (under C), and C (under C). Lyrics below the staff: Parsley, seeds, and green onions.

Transport yourself to medieval England with this haunting folk song, showcasing the vibraphone's ability to evoke emotions and create captivating atmospheres.

7. Clair de Lune

FLUTE 1 (Clef: soprano)

35 **Animando**
mf

39 **Calmato**
f *dim. poco a poco* *p*

49 **Tempo 1^o**
mp *pp*

58 *p*

61 **Tempo 1^o**
pp *p*

68 *pp* *ppp* *ritardando*

ANTHEM

DEBUSSY - Clair de lune

Experience the ethereal beauty of Debussy's masterpiece, developing your control over dynamics and legato playing.

8. Blue Train

BLUE TRAIN
(Blue Trane)

By JOHN COLTRANE

Medium Swing

The image displays a musical score for the jazz standard 'Blue Train' by John Coltrane. The score is written for piano and bass. It begins with a 'Medium Swing' tempo. The first system shows the initial melodic line in the right hand and a supporting bass line in the left hand. The second system is marked 'Allegro' and features a more active melodic line. The third system is also marked 'Allegro' and continues the melodic development. The fourth system is marked 'Allegro' and shows further melodic and harmonic progression. The score includes various musical notations such as notes, rests, and dynamic markings. A watermark 'adingroom.deedeebook.c' is visible across the page.

Immerse yourself in the world of jazz with this iconic piece by John Coltrane, exploring syncopated rhythms and improvisational techniques.

9. Watermelon Man

Watermelon Man
Music by Herbie Hancock

The image displays a musical score for the jazz standard "Watermelon Man" by Herbie Hancock. The score is written for piano and bass. It begins with a tempo marking of "Laid back" and a 2/4 time signature. The music is characterized by a steady, rhythmic bass line and a piano accompaniment that uses a variety of chords and textures. The score is divided into four systems, each with a treble and bass clef staff. A copyright notice at the bottom of the score reads "© Copyright 1963 Hancock Music Company, USA." and "© 1995-2011 Lyric Street Music, Inc. & Hill Leonard Co."

Embrace the infectious groove of Herbie Hancock's Watermelon Man, mastering the art of comping and soloing.

10. Giant Steps

Giant Steps

By John Coltrane

The image displays a musical score for the piece "Giant Steps" by John Coltrane. The score is written for piano and saxophone. The tempo is marked as "Tempo" and the time signature is 4/4. The key signature is B-flat major. The score consists of four systems of music. The first system includes a tempo marking of "Tempo" and a dynamic marking of "Piano sempre". The second system includes a dynamic marking of "Piano sempre". The third system includes a dynamic marking of "Piano sempre". The fourth system includes a dynamic marking of "Piano sempre" and a section marked "Tutti Sax Solo" with a measure number of 176. The score is watermarked with "adingroom.deedeebook.c".

Challenge yourself with Giant Steps by John Coltrane, a bebop masterpiece that demands technical precision and harmonic understanding.

Modern Pop and Movie Themes

11. Shallow (A Star Is Born)

BOHEMIAN RHAPSODY

Words and Music by
FREDDIE MERCURY

Moderately slow

Memento mori (mf)

Copyright © 1975 Queen Music Ltd.
The Gramophone Company Ltd.
All Rights Reserved by Queen Music Publishing Ltd. All Rights Reserved.
Reproduction by permission of Queen Music Publishing Ltd. All Rights Reserved.

Embark on a musical odyssey with Queen's Bohemian Rhapsody, mastering the diverse sections and dynamic contrasts that define this iconic rock anthem.

13. Can't Stop the Feeling! (Trolls)

Arranged by Alvin Karpis

CAN'T STOP THE FEELING

from TROLLS

Words and Music by JUSTIN TIMBERLAKE
MAX MARTINI and SHELLBACK
Arranged by Alvin Karpis
Steven Sharp Nelson and Steve Schmitz

Moderately fast

The image shows a musical score for the song 'Can't Stop the Feeling' from the movie 'Trolls'. It is arranged for guitar and piano. The score is written in 4/4 time and is marked 'Moderately fast'. It consists of four systems of music. The first system shows the beginning of the piece with a guitar part in the upper staff and a piano accompaniment in the lower staff. The second system continues the melody and accompaniment. The third system shows a change in the piano accompaniment. The fourth system concludes the piece. The score is watermarked with 'adingroom.deedeebook.c'.

Spread joy and dance to the irresistible beat of Justin Timberlake's Can't Stop the Feeling! from Trolls.

14. Hedwig's Theme (Harry Potter)

Harry Potter: Hedwig's Theme - John Williams

Presto

The image displays a musical score for the piece 'Hedwig's Theme' by John Williams. The score is written for piano and guitar. It begins with a treble clef and a key signature of one sharp (F#). The tempo is marked 'Presto'. The score is divided into five systems, each containing two staves. The first system shows the initial melodic line in the right hand and a supporting bass line in the left hand. The second system continues the melody with some harmonic accompaniment in the left hand. The third system features a more active left hand with sixteenth-note patterns. The fourth system shows the melody moving across the staff with sustained notes in the left hand. The fifth system concludes with a final melodic flourish in the right hand and a steady bass line in the left hand. A watermark 'nagazine.deedeebook.com' is visible diagonally across the score.

Embark on a magical journey with Hedwig's Theme from Harry Potter, capturing the whimsical and enchanting essence of the beloved film series.

15. Let It Go (Frozen)

AUTUMN LEAVES

Piano Adventurous Level 4+

English lyrics by JOHNNY MERCIER
French lyrics by JACQUES PREVERT
Music by JOSEPH NISSEN
Arranged by Nancy and Randall Floor

Moderately
Cm9
mp

8] Cm9 Cm9 The fall-ing

9] Cm7 F7 Bbm7 Ebmaj7 leaves fall by the win-dow, the aut-umn

10] Abm7b9 D7 Cm leaves of Ad-vent gold. I see you

Copyright © 2000 by Alfred Music Company
All Rights Reserved. Printed in the U.S.A.

Immerse yourself in the romanticism of Autumn Leaves, a jazz standard that showcases your ability to create beautiful melodies and harmonies.

17. Take Five

TAKE FIVE
By Paul Desmond

A
Moderately fast

Am7 Em7 Am7 Em7 Am7

B
Am7 Em7 Am7 Em7 Am7 Em7 Am7 Em7

Am7 Em7 Am7 Em7 Am7 Em7 Am7 Em7

C
Fm7 Eb7 Eb7 Cm7 Cm7

The image shows a musical score for the jazz standard 'Take Five' by Paul Desmond. The score is written for guitar and includes three distinct sections labeled A, B, and C. Section A is marked 'Moderately fast' and features a 5/4 time signature. The chords for section A are Am7, Em7, Am7, Em7, and Am7. Section B consists of two staves of music with chords Am7, Em7, Am7, Em7, Am7, Em7, Am7, and Em7. Section C consists of two staves of music with chords Fm7, Eb7, Eb7, and Cm7. The score includes treble and bass clefs, a key signature of one flat (B-flat major/D minor), and various musical notations such as eighth and sixteenth notes, rests, and bar lines. A watermark 'adingroom.deedeebook.c' is visible across the page.

Embrace the unique 5/4 time signature of Dave Brubeck's Take Five, developing your rhythmic precision and improvisational skills.

18. So What

www.yousabookmusic.com

So What

Music by Miles Davis

Explorative $\text{♩} = 60$

freely
NC

Metric and swing $\text{♩} = 132$

Solo

Final

© Copyright 1979 Jazz (Tom Mott) Composers, INC.
 Sony/ATV Music Publishing (UK) Limited.
 All Rights Reserved. International Copyright Secured.

Erik Reed/Deedee Publishing

© 1997 GING VINTAGE (Piano Music, Inc.) All Rights Reserved

Explore the modal harmonies of Miles Davis' So What, mastering the art of soloing over extended chords.

19. I Got Rhythm

I Got Rhythm

Composed by George Gershwin

Arranged by Sam Debe

Released on the album

'Jazz Songs for Guitar Class & Tap Dance'

Swing eights

First system of musical notation for 'I Got Rhythm'. It consists of a grand staff with a treble clef and a bass clef. The key signature has one flat (B-flat). The time signature is 4/4. The music is written in a swing style. Above the staff, the following chords are indicated: Bb, Bb7, Cm7, F7, Bb, Cm7, Cm7, F7, Dm7, Cm7.

Second system of musical notation for 'I Got Rhythm'. It consists of a grand staff with a treble clef and a bass clef. The key signature has one flat (B-flat). The time signature is 4/4. The music is written in a swing style. Above the staff, the following chords are indicated: Cm7, F7, Bb, Bb/D, Bb, Fm7, Bb/F, F7, Bb, F7.

Third system of musical notation for 'I Got Rhythm'. It consists of a grand staff with a treble clef and a bass clef. The key signature has one flat (B-flat). The time signature is 4/4. The music is written in a swing style. Above the staff, the following chords are indicated: Bb, G7, Cm7, F7, Dm7, Cm7, Cm7, F7, Bb, Bb/D.

Swing along to the infectious beat of I Got Rhythm by George Gershwin, showcasing your syncopated rhythms and improvisational flair.

20. Fly Me to the Moon

香港流行音樂
Asian Popularity

Fly Me to the Moon

arr. Anne Ku Easy Piano Bob Howard

Not too fast ♩ = 88

Instrumental 2nd verse (until Fill my heart ...)

Let me see what spring is like on Ju-up (or) Mars. In other words,

— hold my hand. In other words, stay here with me.

Create a dreamy atmosphere with Fly Me to the Moon by Frank Sinatra, capturing the essence of classic jazz ballads.

World Music

21. La Bamba (Mexico)

Sakura Sakura

Japanese folk song

Arranged by Sven Rebe



Immerse yourself in the delicate beauty of Sakura, a traditional Japanese folk song that showcases the vibraphone's ethereal qualities.

23. Hava Nagila (Israel)

flowkey
The easiest way to learn piano

Hava Nagila
Folk Song from Israel

Alimham Zvi Idelsohn

The image displays a musical score for the song 'Hava Nagila'. It consists of five systems of music. The first system is labeled 'Piano' and includes a dynamic marking of 'mp'. The second system is labeled 'Voc'. The third system is also labeled 'Voc'. The fourth system is labeled 'Piano'. The fifth system is labeled 'Piano'. The score is written in a key signature of one flat (B-flat) and a 2/4 time signature. The piano accompaniment features a steady eighth-note bass line and a more active treble line. The vocal lines consist of a single melodic line. The score is watermarked with 'adingroup.deedeebook.c'.

Celebrate with the joyful melody of Hava Nagila, a traditional Israeli folk song that embodies the spirit of community and festivity.

24. Scarborough Fair (Celtic)

Scarborough Fair

Registration 3
Rhythmic Waltz

Traditional Song

Are you going to Scarborough Fair?

Fair, Parsley, Hyme, Sage, Rosemary

and thyme. Remember me to

the one who lives there. For

Discover the enchanting melodies of Celtic music with Scarborough Fair, a haunting folk song that evokes ancient traditions.

25. Samba de Janeiro (Brazil)





First 50 Songs You Should Play on Vibraphone: A Must-Have Collection of Well-Known Songs Arranged for Vibraphone!

by Joseph Alexander

★★★★☆ 4.6 out of 5

Language : English

File size : 7757 KB


Screen Reader : Supported

Print length : 82 pages



Big Data and the Future of Entertainment: A Comprehensive Exploration

The entertainment industry is undergoing a profound transformation driven by the explosive growth of big data. With vast amounts of data available on...



Essays on Love Affair: Unveiling the Alchemy of Human Connection

Love, an emotion as ancient as time itself, has inspired countless works of art, literature, and music throughout history. Its captivating and elusive nature...