


Harnessing the Versatility of Scrap Basket Strips and Squares: A Comprehensive Guide

In the realm of quilting and sewing, scrap basket strips and squares have emerged as indispensable components, offering endless possibilities for creative expression. These humble pieces of fabric, often relegated to the bottom of the scrap bin, hold the potential to transform quilts, garments, and home décor projects into vibrant works of art.

Understanding Scrap Basket Strips and Squares

Scrap basket strips are narrow strips of fabric, typically cut from leftover fabric scraps. They vary in width, ranging from 1/4 inch to 2 inches or more, and can be of any length. Squares, on the other hand, are small square pieces of fabric, cut to specific dimensions, usually ranging from 1 inch to 6 inches or more.



Scrap-Basket Strips and Squares: Quilting with 2 1/2", 5", and 10" Treasures by Kim Brackett

★★★★☆ 4.8 out of 5

Language : English
File size : 20546 KB
Text-to-Speech : Enabled
Screen Reader : Supported
Enhanced typesetting : Enabled
Print length : 80 pages

FREE

DOWNLOAD E-BOOK



The origin of scrap basket strips and squares lies in the frugal nature of quilters and sewists. By utilizing every scrap of fabric, they have created a sustainable and cost-effective way to incorporate a wide variety of colors, patterns, and textures into their projects.

Types and Uses of Scrap Basket Strips and Squares

Scrap basket strips and squares come in a myriad of types, each with its unique applications. Here are a few common varieties:

Strips:

- **Jelly Rolls:** Pre-cut strips of fabric, typically 2.5 inches wide and 42 inches long, packaged in a roll. They are ideal for quick and easy quilt tops and other projects.
- **Charm Packs:** Collections of 5-inch squares of fabric, often themed or coordinated in colors and patterns. They are perfect for charm quilts, wall hangings, and small projects.
- **Layer Cakes:** Similar to charm packs, layer cakes contain 10-inch squares of fabric. They are excellent for larger projects, such as quilts, table runners, and pillowcases.

Squares:

- **Fat Quarters:** Pieces of fabric measuring approximately 18 x 22 inches, cut from the selvage edge. They are versatile for various projects, including quilting, sewing garments, and making bags.
- **Half-Square Triangles:** Square pieces of fabric cut diagonally to create two right-angled triangles. They are often used in quilt blocks and other patchwork designs.

- **Quarter-Square Triangles:** Smaller versions of half-square triangles, cut from squares that are folded diagonally and then cut again. They create intricate patterns and add visual interest to projects.

Techniques for Using Scrap Basket Strips and Squares

Incorporating scrap basket strips and squares into your projects requires a combination of creativity and technical skill. Here are some popular techniques:

Piecing:

Sewing together strips and squares of different colors and patterns to create a larger piece of fabric. This technique is often used to create quilt tops, table runners, and other home décor items.

Appliqué:

Attaching small pieces of fabric, such as strips or squares, to a larger piece of fabric to create decorative designs. Appliqué is a great way to add intricate details and embellishments to quilts, garments, and other projects.

Quilting:

Sewing together layers of fabric, batting, and backing to create a quilted piece. Scrap basket strips and squares can be used to create intricate quilt blocks, borders, and other decorative elements.

Benefits of Using Scrap Basket Strips and Squares

There are numerous benefits to using scrap basket strips and squares in your quilting and sewing projects:

Sustainability:

By utilizing leftover fabric scraps, you can reduce waste and contribute to more sustainable crafting practices.

Cost-Effective:

Scrap basket strips and squares are often available at a fraction of the cost of purchasing new fabric, making them an economical choice.

Variety and Creativity:

The vast array of colors, patterns, and textures available in scrap basket strips and squares provides endless possibilities for creative expression.

Unique and Personal:

Using scrap materials ensures that each project is one-of-a-kind and reflects your personal style and preferences.

Tips for Successful Scrap Basket Strip and Square Projects

To ensure success with your scrap basket strip and square projects, consider the following tips:

- **Sort and categorize your scraps:** Before beginning a project, sort and categorize your scrap basket strips and squares by color, pattern, size, and texture.
- **Experiment with different layouts:** Don't be afraid to play around with different arrangements of strips and squares until you find a design that inspires you.

- **Use a variety of fabrics:** Mixing and matching different types of fabrics, such as solids, prints, textures, and batiks, can create visually stunning results.
- **Pay attention to scale:** Consider the scale of your project when choosing the size of your strips and squares. Larger pieces will work better for larger projects, while smaller pieces are suitable for smaller projects.
- **Don't be afraid to make mistakes:** The beauty of using scraps is that there are no rules. Embrace the imperfections and allow them to add character to your projects.

Scrap basket strips and squares are an invaluable resource for quilters and sewists, offering a sustainable, cost-effective, and creative way to bring your projects to life. Whether you are a seasoned quilter or a beginner sewist, experimenting with these versatile materials can unlock new possibilities for your creations. So delve into your scrap bin and let the journey of discovery begin.



Scrap-Basket Strips and Squares: Quilting with 2 1/2", 5", and 10" Treasures by Kim Brackett


★★★★☆ 4.8 out of 5

Language : English
File size : 20546 KB
Text-to-Speech : Enabled
Screen Reader : Supported
Enhanced typesetting : Enabled
Print length : 80 pages

FREE


DOWNLOAD E-BOOK





Big Data and the Future of Entertainment: A Comprehensive Exploration

The entertainment industry is undergoing a profound transformation driven by the explosive growth of big data. With vast amounts of data available on...



Essays on Love Affair: Unveiling the Alchemy of Human Connection

Love, an emotion as ancient as time itself, has inspired countless works of art, literature, and music throughout history. Its captivating and elusive nature...