


Intermediate Pieces for Classical Guitar: A Comprehensive Guide



Intermediate Pieces for Classical Guitar: 20 Beautiful Classical Guitar Pieces to Build Your Repertoire (Learn how to play classical guitar) by Joseph Alexander

★★★★☆ 4.2 out of 5

Language	: English
File size	: 30855 KB
Text-to-Speech	: Enabled
Screen Reader	: Supported
Enhanced typesetting	: Enabled
Word Wise	: Enabled
Print length	: 106 pages
Lending	: Enabled

FREE

DOWNLOAD E-BOOK



Intermediate classical guitar pieces offer a unique challenge and opportunity for guitarists seeking to expand their repertoire and technique. These pieces require a solid foundation in the basics of classical guitar playing, such as proper hand position, fingerings, and strumming techniques. Once these basics are mastered, intermediate pieces can help guitarists develop their musicality, dexterity, and technical skills.

Essential Techniques for Intermediate Classical Guitarists

Before delving into specific intermediate pieces, it is important to review some essential techniques that will improve your playing and enhance your performance:

- **Fingerstyle playing:** This technique involves using the fingers to pluck the strings, rather than a pick. It allows for a more delicate and expressive sound.
- **Arpeggios:** Arpeggios are broken chords played in a sequence. They add movement and texture to the music.
- **Scales:** Scales are a series of notes played in ascending or descending order. They help improve finger dexterity and coordination.
- **Slurs:** Slurs are used to connect two or more notes played on the same string. They create a smooth and legato sound.
- **Hammer-ons and pull-offs:** These techniques involve striking a string with one finger and then using another finger to "hammer" or "pull" the string to create a different note.

Famous Composers and Their Intermediate Pieces

Many renowned classical guitar composers have written intermediate pieces that are both challenging and rewarding to play. Here are a few examples:

- **Fernando Sor:** "Andante in D Major," "Estudio No. 11," "Recuerdos de la Alhambra"
- **Francisco Tárrega:** "Lágrima," "Capricho Árabe," "Gran Vals"
- **Mauro Giuliani:** "Variations on a Theme by Handel," "Sonata in A Major," "Variazioni Concertanti"
- **Dionisio Aguado:** "Fandango Variado," "Estudio No. 23," "Sonata No. 1"

- **Luigi Legnani:** "Étude No. 24," "Caprice No. 12," "Variazioni di Bravura"

Specific Intermediate Pieces to Consider

To help you begin your journey into intermediate classical guitar pieces, here are a few specific recommendations:


- **"Allegro" from Sonata in A Major by Mauro Giuliani:** This piece combines arpeggios, scales, and slurs in a flowing and energetic movement.
- **"Estudio No. 3" by Dionisio Aguado:** This étude focuses on developing finger dexterity and independence through rapid fingerpicking patterns.
- **"Variations on a Theme by Handel" by Mauro Giuliani:** This piece explores different variations on a familiar theme, showcasing Giuliani's compositional skill and technical demands.
- **"Recuerdos de la Alhambra" by Francisco Tárrega:** This iconic piece is known for its beautiful melody and tremolo technique.
- **"Capricho Árabe" by Francisco Tárrega:** This piece features intricate fingerstyle playing and a haunting melody inspired by Moorish music.

Tips for Practicing Intermediate Pieces

When practicing intermediate classical guitar pieces, remember the following tips:

- **Start slowly:** Focus on accuracy and proper technique before increasing speed.
- **Practice regularly:** Consistent practice is essential for improving your skills and memorizing the pieces.
- **Break down the piece:** Divide the piece into smaller sections and practice them individually before putting them together.
- **Use a metronome:** A metronome can help you maintain a steady tempo and improve your timing.
- **Listen to recordings:** Listening to recordings of the pieces can help you understand the interpretation and phrasing.
- **Seek guidance from a teacher:** A qualified guitar teacher can provide valuable feedback and support.

Intermediate classical guitar pieces offer a rewarding challenge for guitarists looking to expand their repertoire and technique. By mastering essential techniques, studying the works of renowned composers, and practicing consistently, you can conquer these intermediate pieces and elevate your classical guitar playing to the next level.



Intermediate Pieces for Classical Guitar: 20 Beautiful Classical Guitar Pieces to Build Your Repertoire (Learn how to play classical guitar) by Joseph Alexander

★★★★☆ 4.2 out of 5


Language : English
File size : 30855 KB
Text-to-Speech : Enabled
Screen Reader : Supported
Enhanced typesetting : Enabled
Word Wise : Enabled

Print length : 106 pages
Lending : Enabled



Big Data and the Future of Entertainment: A Comprehensive Exploration

The entertainment industry is undergoing a profound transformation driven by the explosive growth of big data. With vast amounts of data available on...



Essays on Love Affair: Unveiling the Alchemy of Human Connection

Love, an emotion as ancient as time itself, has inspired countless works of art, literature, and music throughout history. Its captivating and elusive nature...