


Learn Authentic Jazz Guitar In Context: Learn How To Play Jazz Guitar

Jazz guitar is a beautiful and complex genre of music that can be enjoyed by people of all ages and backgrounds. If you're interested in learning how to play jazz guitar, there are a few things you'll need to do to get started.



The Complete Jazz Guitar Soloing Compilation: Learn Authentic Jazz Guitar in context (Learn How to Play Jazz Guitar) by Joseph Alexander

★★★★☆ 4.5 out of 5

Language	: English
File size	: 79353 KB
Text-to-Speech	: Enabled
Enhanced typesetting	: Enabled
Word Wise	: Enabled
Print length	: 437 pages
Lending	: Enabled
Screen Reader	: Supported



1. Get a good teacher

The best way to learn how to play jazz guitar is to find a good teacher. A good teacher will be able to help you develop the skills you need to play jazz guitar, and they will also be able to provide you with the feedback you need to improve your playing.

2. Learn the basics of jazz guitar

Before you can start playing jazz guitar, you'll need to learn the basics of the instrument. This includes learning how to hold the guitar, how to pick the strings, and how to form chords. You'll also need to learn about the different scales and techniques that are used in jazz guitar.

3. Start playing jazz guitar

Once you've learned the basics of jazz guitar, it's time to start playing. The best way to learn how to play jazz guitar is to practice regularly. You can practice by playing along with your favorite jazz records, or you can practice improvising your own solos.

4. Be patient

Learning how to play jazz guitar takes time and practice. Don't get discouraged if you don't sound like a professional jazz guitarist overnight. Just keep practicing, and you'll eventually reach your goals.

Here are some tips for learning how to play jazz guitar in context:

- Listen to a lot of jazz music. This will help you to get a feel for the rhythms, harmonies, and melodies of jazz.
- Learn the jazz guitar chords. There are many different jazz guitar chords, but the most common ones are the major 7th, minor 7th, dominant 7th, and diminished chords.
- Learn the jazz guitar scales. The most common jazz guitar scales are the major scale, minor scale, dominant scale, and blues scale.
- Learn the jazz guitar techniques. There are many different jazz guitar techniques, but the most common ones are the hammer-on, pull-off, slide, and vibrato.

- Practice improvising. Improvisation is a key part of jazz guitar. The best way to learn how to improvise is to practice regularly.


Learning how to play jazz guitar can be a challenging but rewarding experience. If you're patient and dedicated, you can learn how to play this beautiful and complex genre of music.



The Complete Jazz Guitar Soloing Compilation: Learn Authentic Jazz Guitar in context (Learn How to Play Jazz Guitar) by Joseph Alexander


★★★★☆ 4.5 out of 5

Language	: English
File size	: 79353 KB
Text-to-Speech	: Enabled
Enhanced typesetting	: Enabled
Word Wise	: Enabled
Print length	: 437 pages
Lending	: Enabled
Screen Reader	: Supported



Big Data and the Future of Entertainment: A Comprehensive Exploration

The entertainment industry is undergoing a profound transformation driven by the explosive growth of big data. With vast amounts of data available on...



Essays on Love Affair: Unveiling the Alchemy of Human Connection

Love, an emotion as ancient as time itself, has inspired countless works of art, literature, and music throughout history. Its captivating and elusive nature...