


Learn Bebop Soloing On The Minor II Sequence For Jazz Guitar

Bebop is a challenging but rewarding style of jazz that requires a high level of technical proficiency and improvisational skill. One of the most common chord progressions in bebop is the minor II sequence, which consists of the following chords:

- Minor II
- V7
- I

The minor II sequence can be played in any key, but it is most commonly played in the key of C minor. The following are the chords in the key of C minor:



Minor ii V I Mastery for Jazz Guitar: Learn bebop soloing on the minor ii V I sequence for jazz guitar (Learn How to Play Jazz Guitar) by Joseph Alexander

★★★★☆ 4.8 out of 5

Language	: English
File size	: 31147 KB
Text-to-Speech	: Enabled
Enhanced typesetting	: Enabled
Word Wise	: Enabled
Print length	: 112 pages
Lending	: Enabled
Screen Reader	: Supported

FREE

DOWNLOAD E-BOOK



- Dm7 (Minor II)
- G7 (V7)
- Cm (I)

In this article, we will discuss how to solo over the minor II sequence on the jazz guitar. We will cover the following topics:

- The basic scales and arpeggios for the minor II sequence
- How to connect the scales and arpeggios
- How to develop your own bebop licks
- How to practice bebop soloing

The Basic Scales and Arpeggios for the Minor II Sequence

The following are the basic scales and arpeggios that you need to know to solo over the minor II sequence:

- Dorian scale
- Minor II arpeggio
- V7 arpeggio
- I arpeggio

The Dorian scale is a minor scale with a raised sixth note. The following is the Dorian scale in the key of C minor:

C - D - Eb - F - G - Ab - Bb - C

The minor II arpeggio is the arpeggio of the minor II chord. The following is the minor II arpeggio in the key of C minor:

D - F - Ab - C

The V7 arpeggio is the arpeggio of the V7 chord. The following is the V7 arpeggio in the key of C minor:

G - B - D - F

The I arpeggio is the arpeggio of the I chord. The following is the I arpeggio in the key of C minor:

C - Eb - G - Bb

How to Connect the Scales and Arpeggios

Once you have learned the basic scales and arpeggios, the next step is to learn how to connect them. The following are some tips for connecting the scales and arpeggios:

- Use the root of the chord as a common tone.
- Use the third of the chord as a passing tone.
- Use the fifth of the chord as a target note.

For example, the following lick connects the Dorian scale and the minor II arpeggio:

D - F - Ab - C - D

The root of the Dm7 chord (D) is used as a common tone. The third of the Dm7 chord (F) is used as a passing tone. The fifth of the Dm7 chord (C) is used as a target note.

How to Develop Your Own Bebop Licks

Once you have mastered the basic scales and arpeggios, and you can connect them smoothly, the next step is to start developing your own bebop licks.

To develop your own bebop licks, you can:

- Start with a simple scale or arpeggio.
- Add some chromatic notes.
- Experiment with different rhythms.
- Use your imagination!

The following is an example of a bebop lick that you can try:

D - F - Ab - C - Db - C - Bb - A

This lick starts with the Dorian scale. Then, a chromatic note (Db) is added. Finally, the lick ends with a descending bebop line.


How to Practice Bebop Soloing

The best way to improve your bebop soloing skills is to practice regularly. Here are some tips for practicing bebop soloing:

- Start by playing the basic scales and arpeggios.
- Once you have mastered the basic scales and arpeggios, start connecting them.
- Start developing your own bebop licks.
- Play along with recordings of bebop solos.
- Find a teacher or mentor who can help you improve your skills.

Remember, practice is the key to success. The more you practice, the better you will become at bebop soloing.

Bebop soloing is a challenging but rewarding discipline. By following the tips in this article, you can develop your bebop soloing skills and play with confidence and creativity. So what are you waiting for? Start practicing today!




Minor ii V i Mastery for Jazz Guitar: Learn bebop soloing on the minor ii V I sequence for jazz guitar (Learn How to Play Jazz Guitar) by Joseph Alexander

★★★★☆ 4.8 out of 5

Language	: English
File size	: 31147 KB
Text-to-Speech	: Enabled
Enhanced typesetting	: Enabled
Word Wise	: Enabled
Print length	: 112 pages
Lending	: Enabled
Screen Reader	: Supported


FREE

DOWNLOAD E-BOOK



Big Data and the Future of Entertainment: A Comprehensive Exploration

The entertainment industry is undergoing a profound transformation driven by the explosive growth of big data. With vast amounts of data available on...



Essays on Love Affair: Unveiling the Alchemy of Human Connection

Love, an emotion as ancient as time itself, has inspired countless works of art, literature, and music throughout history. Its captivating and elusive nature...