


# Learn To Play Your First Song Today: A Step-by-Step Guide for Beginners

Have you always wanted to learn to play a musical instrument? If so, there's no time like the present to get started! In this article, we'll provide you with a step-by-step guide that will teach you how to play your first song on guitar.

## Step 1: Get a guitar

The first step is to get a guitar. If you don't already have one, you can purchase one at a local music store or online. There are many different types of guitars available, so it's important to do your research and find one that's right for you.



## Guitar for Beginners: Learn to Play Your First Song

Today by Guitar Nation

★★★★☆ 4.6 out of 5

Language	: English
File size	: 18265 KB
Text-to-Speech	: Enabled
Enhanced typesetting	: Enabled
Word Wise	: Enabled
Print length	: 183 pages
Lending	: Enabled
Screen Reader	: Supported

FREE

DOWNLOAD E-BOOK



## Step 2: Learn the basic chords

Once you have a guitar, the next step is to learn the basic chords. These are the most common chords used in guitar music, and they will allow you to play a wide variety of songs.

Here are the basic chords that you need to know:

- C major
- G major
- D major
- A minor
- E minor

### **Step 3: Learn how to strum**

Once you know the basic chords, it's time to learn how to strum. Strumming is the technique of using your picking hand to move the strings up and down.

Here are the basic steps for strumming:

1. Hold the guitar in your left hand and place your thumb on the back of the neck.
2. Use your picking hand to hold the pick and place it on the strings.
3. Move your picking hand up and down to strum the strings.

### **Step 4: Practice**

The most important thing for learning to play guitar is practice. The more you practice, the better you will become.

Here are a few tips for practicing:

- Start by practicing for short periods of time, such as 15 or 20 minutes.
- Gradually increase the amount of time you practice each day.
- Find a practice routine that works for you and stick to it.
- Don't get discouraged if you don't see results immediately. Just keep practicing and you will eventually reach your goals.

### **Step 5: Play your first song**


Once you've practiced the basic chords and strumming patterns, you're ready to play your first song!

Here are the steps for playing your first song:

1. Choose a song that you want to learn.
2. Find the chords for the song online or in a songbook.
3. Practice playing the chords and strumming pattern for the song.
4. Once you're comfortable with the chords and strumming pattern, start singing along!

Learning to play guitar is a fun and rewarding experience. With a little practice, you can learn to play your favorite songs and impress your friends and family.

So what are you waiting for? Get a guitar and start practicing today!



## Guitar for Beginners: Learn to Play Your First Song

Today by Guitar Nation


★★★★☆ 4.6 out of 5

Language : English  
File size : 18265 KB  
Text-to-Speech : Enabled  
Enhanced typesetting : Enabled  
Word Wise : Enabled  
Print length : 183 pages  
Lending : Enabled  
Screen Reader : Supported



## Big Data and the Future of Entertainment: A Comprehensive Exploration

The entertainment industry is undergoing a profound transformation driven by the explosive growth of big data. With vast amounts of data available on...



## Essays on Love Affair: Unveiling the Alchemy of Human Connection

Love, an emotion as ancient as time itself, has inspired countless works of art, literature, and music throughout history. Its captivating and elusive nature...

