


Piano Vocal Guitar: The Complete Guide to Learning and Mastering the Piano, Vocals, and Guitar

Piano, vocals, and guitar are three of the most popular and versatile musical instruments in the world. They can be used to create a wide range of music, from classical to rock to jazz. Learning to play these instruments can be a rewarding experience, and it can open up a world of musical possibilities.



Jim Brickman: Believe: Piano/Vocal/Guitar (Piano/Vocal/Guitar) by Jim Brickman

★★★★☆ 4.2 out of 5

Language : English

File size : 17818 KB

Screen Reader : Supported

Print length : 76 pages



This guide will provide you with everything you need to know to get started learning piano, vocals, and guitar. We'll cover the basics of each instrument, as well as more advanced techniques. We'll also provide tips on how to develop your musicianship, creativity, and performance skills.

The Piano

The piano is a keyboard instrument that produces sound when hammers strike strings. It is a versatile instrument that can be used to play a wide range of music, from classical to jazz to pop.

Getting Started

The first step to learning the piano is to find a comfortable position at the keyboard. You should sit up straight with your feet flat on the floor. Your hands should be placed on the keys with your fingers curled slightly.

Once you're comfortable at the keyboard, you can start learning the basic notes and chords. The white keys on the piano represent the notes C, D, E, F, G, A, and B. The black keys represent the sharps and flats.

To play a chord, you simply press down on two or more keys at the same time. The most common chords are the C major chord, the G major chord, and the D minor chord.

Developing Your Skills

Once you've mastered the basics, you can start developing your piano skills. You can learn to play scales, arpeggios, and other technical exercises. You can also start learning to play songs.

There are many different ways to learn the piano. You can take lessons from a private teacher, or you can learn online. There are also many books and videos available that can help you learn.

The most important thing is to practice regularly. The more you practice, the better you will become.

Vocals

Singing is a natural ability that everyone has. However, with practice, you can develop your vocal skills and learn to sing with confidence and expression.

Getting Started

The first step to developing your vocal skills is to learn how to breathe properly. When you sing, you should breathe from your diaphragm, not from your chest. This will help you to produce a stronger and more resonant sound.

Once you've mastered the basics of breathing, you can start learning how to sing different notes. The best way to do this is to practice scales and vocal exercises.

You can also learn to sing by imitating your favorite singers. However, it's important to develop your own unique style.

Developing Your Skills

Once you've mastered the basics, you can start developing your vocal skills. You can learn to sing different vocal techniques, such as vibrato, melisma, and falsetto. You can also learn to sing in different languages.

The most important thing is to practice regularly. The more you practice, the better you will become.

Guitar

The guitar is a stringed instrument that is played by plucking or strumming the strings. It is a versatile instrument that can be used to play a wide range of music, from folk to rock to classical.

Getting Started

The first step to learning the guitar is to choose the right guitar for you. There are many different types of guitars available, so it's important to find

one that is comfortable to play and that fits your musical style.

Once you have a guitar, you can start learning the basic chords. The most common chords are the C major chord, the G major chord, and the D minor chord.

You can also learn to play scales and arpeggios on the guitar. These are technical exercises that will help you to improve your finger dexterity and coordination.

Developing Your Skills

Once you've mastered the basics, you can start developing your guitar skills. You can learn to play different guitar techniques, such as fingerpicking, strumming, and slide guitar. You can also learn to play in different musical styles.

The most important thing is to practice regularly. The more you practice, the better you will become.

Putting It All Together


Once you've mastered the basics of piano, vocals, and guitar, you can start putting it all together. You can learn to play songs that feature all three instruments. You can also learn to write your own songs.

The best way to improve your skills is to perform regularly. You can play for friends and family, or you can join a band or choir.

The most important thing is to enjoy the process of learning and playing music. The more you enjoy it, the better you will become.

Piano, vocals, and guitar are three of the most popular and versatile musical instruments in the world. Learning to play these instruments can be a rewarding experience, and it can open up a world of musical possibilities.

This guid



Jim Brickman: Believe: Piano/Vocal/Guitar (Piano/Vocal/Guitar) by Jim Brickman


★ ★ ★ ★ ☆ 4.2 out of 5

Language : English

File size : 17818 KB

Screen Reader: Supported

Print length : 76 pages



Big Data and the Future of Entertainment: A Comprehensive Exploration

The entertainment industry is undergoing a profound transformation driven by the explosive growth of big data. With vast amounts of data available on...



Essays on Love Affair: Unveiling the Alchemy of Human Connection

Love, an emotion as ancient as time itself, has inspired countless works of art, literature, and music throughout history. Its captivating and elusive nature...