


Practical Musical Guide to All Guitar Chord Structures, Voicings, and Inversions

Welcome to the ultimate guide to guitar chords! Whether you're a seasoned pro or just starting out, this comprehensive musical resource will empower you with an in-depth understanding of chord structures, voicings, and inversions. With clear explanations, visual representations, and interactive exercises, we'll embark on a musical journey that will transform your guitar playing.



Guitar: The First 100 Jazz Chords for Guitar: A practical, musical guide to all guitar chord structures, voicings and inversions (Learn How to Play Jazz

Guitar) by Joseph Alexander

★★★★☆ 4.6 out of 5

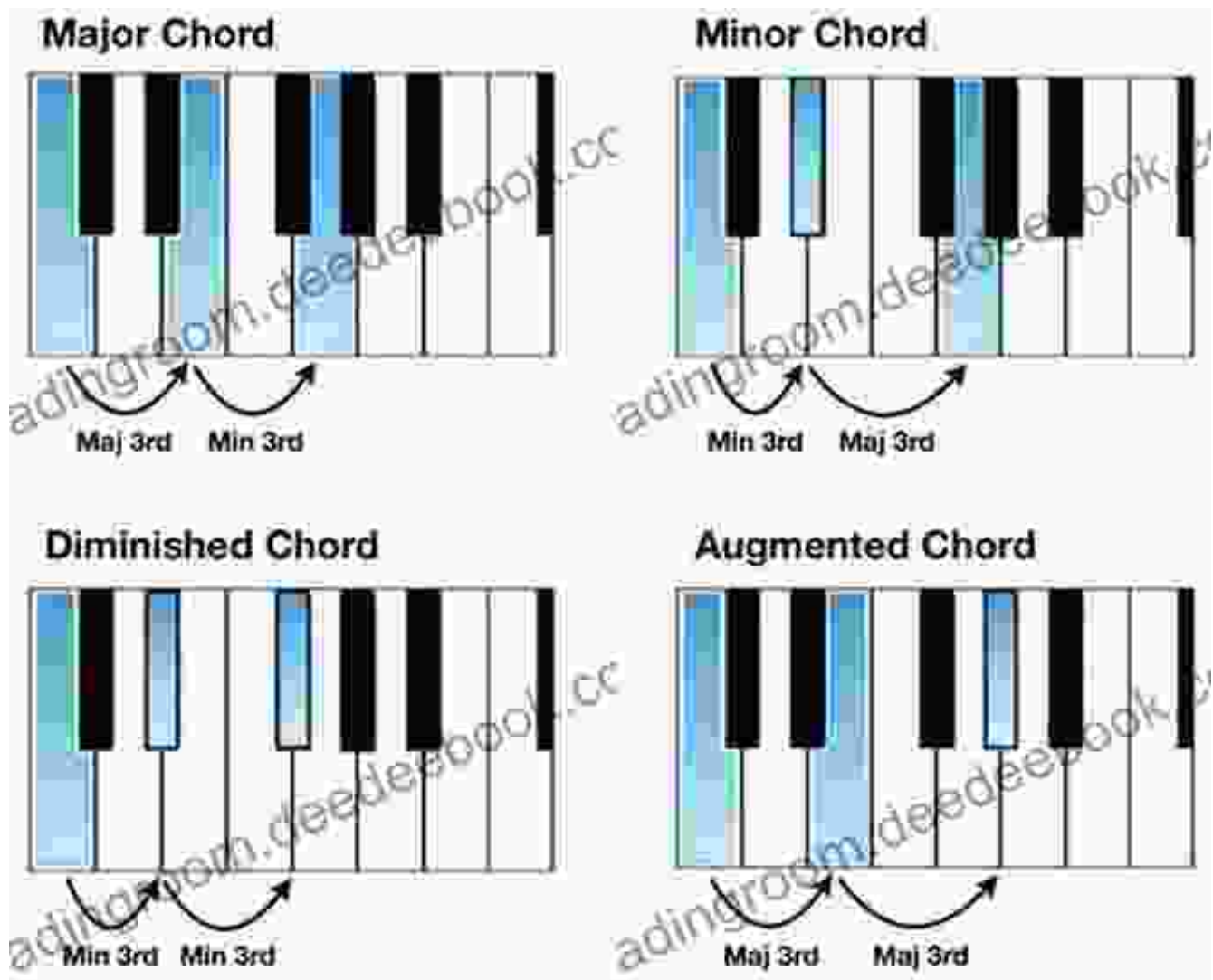
Language : English
File size : 16440 KB
Text-to-Speech : Enabled
Screen Reader : Supported
Enhanced typesetting : Enabled
Word Wise : Enabled
Print length : 104 pages
Lending : Enabled



Chapter 1: Understanding Chord Structures

At the core of every chord lies its structure, which determines the notes that make up the chord and their relationship to each other. We'll dive into the

fundamental chord types, including major, minor, dominant, diminished, and augmented chords, and explore their unique characteristics.



Chapter 2: Exploring Chord Voicings

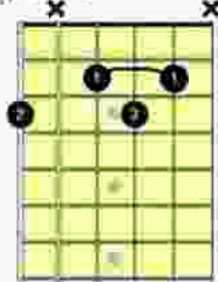
Once you have a grasp of chord structures, you can begin experimenting with voicings. A voicing refers to the specific arrangement of the chord's notes on the guitar fretboard. We'll examine different voicings for each chord type, discussing their tonal qualities and how they can enhance your musical expression.

The diminished chord relay 7

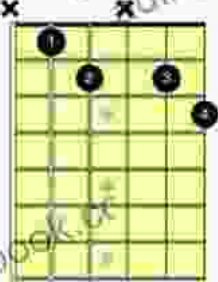
Here is the second set of the "Diminished Chord Relay," based on Joe Satriani's original version. This is a workout for the chord forms using non-adjacent strings.

Again, work through the chords in order, damping the strings between changes, then take it up a fret and repeat, working your way up the fretboard as high as you can go.

1. String set 6-4-3-2



2. String set 5-4-2-1



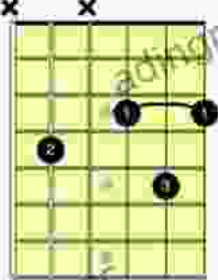
3. String set 6-5-4-2



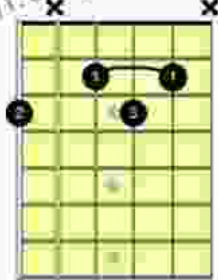
4. String set 5-4-3-1



5. String set 5-3-2-1




6. String set 6-4-3-2



Come up with your own variations on both exercises. For example, the one above can be played in reverse order; you can start high up the fretboard and work down; you can pick the strings individually instead of strumming etc. But don't start doing this until the basics are really solid.

Chapter 3: Mastering Chord Inversions

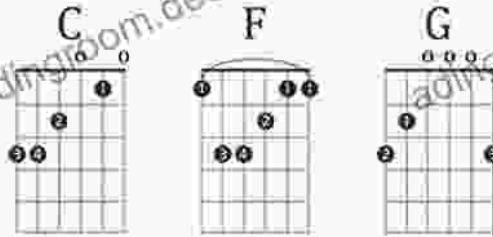
Inversions take chord structures to the next level, offering new harmonic possibilities. We'll explore the concept of inversions, which involves rearranging the notes of a chord while maintaining its overall structure. By understanding inversions, you'll expand your chord vocabulary and create more dynamic and interesting chord progressions.



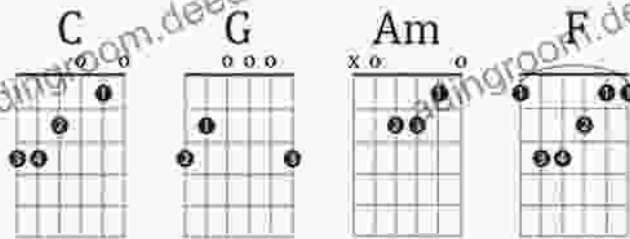
Chapter 4: Chord Theory in Practice

Now that you have a solid foundation in chord theory, let's put it into practice. We'll delve into common chord progressions, such as the I-IV-V progression, and discuss how different chord structures, voicings, and inversions can be used to create musical tension and resolve. You'll learn how to identify chords by ear and develop your own chord progressions.

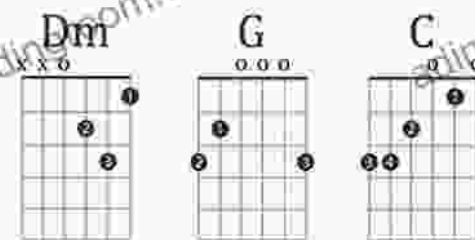
I-IV-V Chord Progression (1-4-5)



I-V-vi-IV Chord Progression (1-5-6-4)



ii-V-I Chord Progression (2-5-1)



Chapter 5: Interactive Exercises and Challenges


To reinforce your understanding, we've included a series of interactive exercises and challenges throughout the guide. These exercises will provide you with practical opportunities to apply the concepts you've learned, test your knowledge, and develop your musical skills.

Congratulations on completing this comprehensive guide to guitar chord structures, voicings, and inversions! By understanding the theory behind guitar chords and applying it on the fretboard, you've unlocked a world of musical possibilities. Continue practicing and experimenting with the concepts you've learned, and you'll continue to grow as a guitarist.

Remember, music is a lifelong journey of learning and discovery. As you progress on your musical path, refer back to this guide as a valuable resource to enhance your understanding of guitar harmony and expand your musical horizons.

Additional Resources

- All Guitar Chords
- Guitar Chords for Beginners
- Chord Inversions




Guitar: The First 100 Jazz Chords for Guitar: A practical, musical guide to all guitar chord structures, voicings and inversions (Learn How to Play Jazz Guitar) by Joseph Alexander

★★★★☆ 4.6 out of 5

Language	: English
File size	: 16440 KB
Text-to-Speech	: Enabled
Screen Reader	: Supported
Enhanced typesetting	: Enabled
Word Wise	: Enabled
Print length	: 104 pages
Lending	: Enabled


FREE

DOWNLOAD E-BOOK



Big Data and the Future of Entertainment: A Comprehensive Exploration

The entertainment industry is undergoing a profound transformation driven by the explosive growth of big data. With vast amounts of data available on...



Essays on Love Affair: Unveiling the Alchemy of Human Connection

Love, an emotion as ancient as time itself, has inspired countless works of art, literature, and music throughout history. Its captivating and elusive nature...