


Unleash Your Creativity: A Comprehensive Guide to Crochet Projects for Beginners

Are you ready to embark on a captivating journey into the world of crochet? This comprehensive guide is tailored specifically for beginners, offering a step-by-step approach to master this versatile craft. Together, we will explore an array of easy-to-follow projects, including cozy blankets, stylish scarves, and elegant shawls. Each project is meticulously designed to inspire your creativity and nurture your newfound passion for crochet.



Crochet Madder Triangles: 8 exciting crochet projects, including blankets, scarves & shawls. All made with variations of a simple triangle crochet motif.

by Steve Lanham

★★★★☆ 4.6 out of 5

Language : English

File size : 22787 KB

Screen Reader : Supported

Print length : 20 pages



Chapter 1: Getting Started with Crochet

Before we delve into the enchanting world of crochet projects, let's lay a solid foundation by understanding the basics. In this chapter, we will cover the essential tools and materials you need, including different types of crochet hooks, yarn weights, and the fundamental crochet stitches. With clear instructions and illustrative images, you'll be crocheting with confidence in no time.

Essential Tools and Materials

- **Crochet Hook:** The size of the crochet hook you need will depend on the weight of the yarn you are using. Generally, a smaller hook is used for finer yarn, while a larger hook is used for thicker yarn.
- **Yarn:** There are many different types of yarn available, each with its own unique texture and drape. For beginners, it is recommended to choose a medium-weight yarn that is easy to work with.
- **Scissors:** You will need a sharp pair of scissors to cut the yarn.
- **Yarn Needle:** A yarn needle is used to weave in loose ends and sew pieces together.

Fundamental Crochet Stitches

- **Slip Knot:** The slip knot is the starting knot for most crochet projects.
- **Single Crochet (sc):** The single crochet is the most basic crochet stitch. It is used to create a dense, fabric-like texture.
- **Double Crochet (dc):** The double crochet is a taller stitch than the single crochet. It is used to create a more open, lacy texture.

Chapter 2: Crochet Blanket Projects

Now that you have mastered the basics, let's dive into our first crochet project: a cozy blanket. Blankets are a great way to practice your crochet skills while creating something both beautiful and functional. In this chapter, we will provide step-by-step instructions for two beginner-friendly blanket patterns.

Granny Square Blanket

- **Materials:** Medium-weight yarn in two or more colors, crochet hook size 5mm (US H/8)
- **Difficulty:** Beginner

The granny square is a classic crochet motif that is often used to create blankets. It is a simple and repetitive pattern that is easy to learn, making it a great project for beginners.

Striped Blanket

- **Materials:** Medium-weight yarn in two or more colors, crochet hook size 5mm (US H/8)
- **Difficulty:** Beginner

The striped blanket is a simple and elegant way to show off your favorite colors. It is a great project for practicing your single crochet and double crochet stitches.

Chapter 3: Crochet Scarf Projects

Scarves are another great crochet project for beginners. They are relatively small and quick to make, making them a great way to practice your skills and create a stylish accessory. In this chapter, we will provide step-by-step instructions for two beginner-friendly scarf patterns.

Infinity Scarf

- **Materials:** Medium-weight yarn, crochet hook size 5mm (US H/8)
- **Difficulty:** Beginner

The infinity scarf is a versatile accessory that can be worn in a variety of ways. It is a great project for practicing your single crochet stitch.


Chunky Scarf

- **Materials:** Bulky-weight yarn, crochet hook size 8mm (US L/11)
- **Difficulty:** Beginner

The chunky scarf is a cozy and warm accessory that is perfect for winter. It is a great project for practicing your double crochet stitch.

Chapter 4: Crochet Shawl Projects

Shawls are a beautiful and elegant way to add a touch of sophistication to any outfit. They are a bit more challenging than blankets and scarves, but they are still a great project for beginners who are looking to expand their skills. In this chapter



Crochet Madder Triangles: 8 exciting crochet projects, including blankets, scarves & shawls. All made with variations of a simple triangle crochet motif.

by Steve Lanham

★★★★☆ 4.6 out of 5

Language : English

File size : 22787 KB

Screen Reader: Supported


Print length : 20 pages





Big Data and the Future of Entertainment: A Comprehensive Exploration

The entertainment industry is undergoing a profound transformation driven by the explosive growth of big data. With vast amounts of data available on...



Essays on Love Affair: Unveiling the Alchemy of Human Connection

Love, an emotion as ancient as time itself, has inspired countless works of art, literature, and music throughout history. Its captivating and elusive nature...