


# Unlocking the Rhythmic Canvas: A Comprehensive Guide to Drum Fills and Beyond

## Embark on a Rhythm Quest

Music is the universal language of expression. Its rhythms, melodies, and harmonies have the power to ignite emotions, captivate our senses, and inspire our creativity. Within the vast tapestry of music, drums serve as the heartbeat, providing the backbone and driving force that sets the stage for all other elements.

Among the many techniques that drummers employ to enhance their performance, fills hold a special place. Fills are brief, yet intricate sections of drumming that inject bursts of energy, color, and variation into the rhythm. They are the improvisational playground where drummers can showcase their technical prowess and creativity.



## How To Play Drums: Rhythms, drum fills and beyond

by Jim Brickman

★★★★☆ 4.8 out of 5

Language : English  
File size : 52393 KB  
Text-to-Speech : Enabled  
Screen Reader : Supported  
Enhanced typesetting : Enabled  
Word Wise : Enabled  
Print length : 91 pages  
Lending : Enabled

FREE

DOWNLOAD E-BOOK



However, becoming a master of drum fills requires more than just dextrous hands and quick feet. It demands a deep understanding of rhythm, musicality, and the nature of fills themselves. This guide aims to provide you with the knowledge and insights you need to unlock the rhythmic potential within your drumming.

## **Defining Drum Fills: The Essence of Rhythmic Interplay**

Drum fills, often referred to as "licks," are transitional passages that connect different sections of a song. They can be as short as a single beat or as long as several bars, filling the space between the main groove and the next musical phrase. Fills are not merely decorative additions; they serve a vital role in maintaining the flow of the music and creating a sense of anticipation and excitement.

Effective drum fills possess several key qualities:

- \* **Clarity:** Fills should be audible and distinct, standing out from the main groove without overpowering it.
- \* **Variety:** Drummers should employ a diverse range of fills to prevent monotony and keep the audience engaged.
- \* **Musical Connection:** Fills should complement the overall song, enhancing the melody, harmony, and emotional impact.

## **Exploring the Types of Drum Fills: A Rhythmic Menu**

The world of drum fills is vast and ever-expanding, with countless variations and styles. Here are some of the most common types of fills:

- \* **Single-Stroke Fills:** These fills use a single stroke on each drum, typically the snare or toms. They are relatively simple to execute but can be effectively combined to create more complex patterns.
- \* **Double-Stroke**

**Fills:** As the name suggests, double-stroke fills involve two strokes on the same drum in rapid succession. They add a driving and energetic feel to the music. \* **Buzz Rolls:** Buzz rolls are created by bouncing the drumsticks quickly on the drumhead, producing a continuous, buzzing sound. They are often used to build tension or create a sense of urgency. \* **Flam Fills:** Flam fills are a combination of a single stroke followed by a short accent, typically played on the snare. They add a distinctive and syncopated flavor to the rhythm. \* **Shuffle Fills:** Shuffle fills are based on the swing rhythm, characterized by alternating accents on the hi-hat and snare. They create a relaxed and laid-back groove.

In addition to these fundamental fills, drummers often experiment with hybrid fills, combining elements from different types to create unique and personalized patterns.

## **Deconstructing the Anatomy of a Drum Fill**

Just as a painting is composed of brushstrokes, a drum fill is constructed from a sequence of rhythmic elements. Understanding these elements is crucial for creating effective and musical fills:

\* **The Pickup:** The pickup is the note or group of notes that precedes the fill and prepares the listener for the transition. \* **The Subdivision:** The subdivision refers to the rhythmic pattern within the fill, often based on eighth notes, sixteenth notes, or triplets. \* **The Accents:** Accents are the emphasized notes that create a sense of syncopation and drive within the fill.

## **The Art of Improvisation: Unleashing Your Creative Potential**

While many drum fills are pre-planned and practiced, a significant part of their allure lies in the ability to improvise. Improvisation allows drummers to tap into their musical intuition and create unique fills that complement the song in real-time.

Effective improvisation requires a solid foundation in rhythm and a deep understanding of the music being played. Drummers should practice listening to the other instruments and responding musically, creating fills that enhance the overall performance rather than overpowering it.

### **Beyond Fills: Exploring Advanced Rhythmic Techniques**

Drums fills are just one aspect of the vast and intricate world of rhythm. To truly unlock your rhythmic potential, it is essential to explore other techniques that will elevate your drumming to the next level:

\* **Polyrhythms:** Polyrhythms involve playing two or more independent rhythms simultaneously, creating a complex and captivating soundscape. \*

**Ghost Notes:** Ghost notes are softly played notes that add subtle depth and groove to the rhythm. \*

**Drum Solos:** Drum solos are extended sections where the drummer takes center stage, showcasing their technical virtuosity and musical expression.

### **Mastering the Craft: Tips for Developing Your Rhythmic Skills**

Becoming a proficient drummer requires consistent practice and dedication. Here are some tips to help you develop your rhythmic abilities:


\* **Practice Regularity:** Set aside dedicated time each day for practice, even if it's just for 30 minutes. \* **Study Different Rhythms:** Listen to a variety of music from various cultures and genres to expose yourself to

different rhythmic patterns. \* **Use a Metronome:** Practicing with a metronome helps develop your timing and precision. \* **Record Yourself:** Recording your practice sessions allows you to objectively analyze your performance and identify areas for improvement. \* **Seek Guidance:** Consider lessons with an experienced drum teacher who can provide personalized feedback and guidance.

## : Rhythm as a Gateway to Musical Mastery

Rhythm is the pulsing heart of music, and drum fills are the rhythmic accents that add personality and vitality to a song. Mastering drum fills and exploring advanced rhythm techniques is not merely about becoming a technically proficient drummer; it is about unlocking a world of musical expression and creativity.

By embracing the principles outlined in this guide, practicing regularly, and seeking inspiration from other drummers and musical genres, you can embark on a rhythmic journey that will elevate your drumming to new heights. Let the drums become your canvas, and let your rhythms dance across the musical landscape, leaving an unforgettable 🎵 upon the hearts and minds of your audience.



### How To Play Drums: Rhythms, drum fills and beyond

by Jim Brickman

★★★★☆ 4.8 out of 5

Language	: English
File size	: 52393 KB
Text-to-Speech	: Enabled
Screen Reader	: Supported
Enhanced typesetting	: Enabled
Word Wise	: Enabled
Print length	: 91 pages
Lending	: Enabled


FREE

DOWNLOAD E-BOOK



## Big Data and the Future of Entertainment: A Comprehensive Exploration

The entertainment industry is undergoing a profound transformation driven by the explosive growth of big data. With vast amounts of data available on...



## Essays on Love Affair: Unveiling the Alchemy of Human Connection

Love, an emotion as ancient as time itself, has inspired countless works of art, literature, and music throughout history. Its captivating and elusive nature...