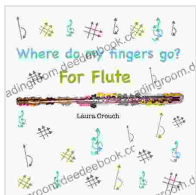


Where Do My Fingers Go For Flute? A Comprehensive Guide to Flute Fingering

Embarking on a musical journey with the flute can be an enchanting experience. Yet, mastering the proper finger placement is crucial for producing beautiful and accurate tones. This comprehensive guide will delve into the intricacies of flute fingering, providing detailed instructions and helpful tips to guide you on your path to becoming a proficient flutist.

The Flute and its Keys

Before delving into finger placement, let's familiarize ourselves with the anatomy of a flute. A typical flute consists of three main sections: the headjoint, the body, and the footjoint. The headjoint houses the embouchure hole, where the player blows air to create sound. Along the body of the flute, you will find 16 tone holes, each covered by a key. These keys are operated by the fingers and are essential for producing different notes.



Where do my fingers go? For Flute by Carol Pearson

★★★★☆ 4.1 out of 5

Language : English

File size : 9271 KB

Print length : 78 pages

Screen Reader : Supported



The Basic Fingering Chart

Now, let's explore the fundamental fingerings for the flute. The basic fingering chart provides a visual representation of which fingers should cover which keys to produce the notes from C4 to C7. Here is a breakdown of the fingering positions:

1. **C4:** All holes closed
2. **D4:** Left-hand index finger opens the first hole
3. **E4:** Left-hand middle finger opens the second hole
4. **F4:** Left-hand ring finger opens the third hole
5. **G4:** Left-hand little finger opens the fourth hole
6. **A4:** Right-hand thumb opens the fifth hole (the one closest to the embouchure hole)
7. **B4:** Right-hand index finger opens the sixth hole
8. **C5:** All holes open

The remaining notes follow a similar pattern, with each new note requiring the opening of an additional hole.

Extended Techniques

Beyond the basic fingerings, flutists can employ various extended techniques to expand their expressive range. These techniques include:

- **Half-holing:** Partially covering a hole to create a subtle pitch change.
- **Flutter-tonguing:** Rapidly vibrating the tongue to produce a rolling sound.

- **Multiphonics:** Playing multiple notes simultaneously by covering specific combinations of holes.
- **Key clicks:** Clicking the keys to create percussive effects.
- **Embouchure variations:** Adjusting the shape and position of the lips to alter the tone and timbre.

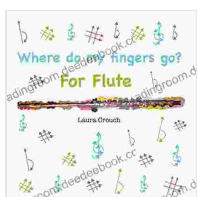
Tips for Accurate Fingering

To ensure accurate and consistent fingering, consider the following tips:

1. **Develop strong finger muscles:** Engage in regular finger exercises to strengthen and improve dexterity.
2. **Use a good flute fingering chart:** Keep a reference chart nearby for quick reference.
3. **Practice slowly and methodically:** Break down fingering patterns into smaller sections and practice each one patiently.
4. **Listen to yourself:** Pay close attention to the sound you produce and adjust your fingering accordingly.
5. **Experiment with different fingerings:** Explore alternative fingerings for the same notes to find the most comfortable and efficient ones.

Mastering flute fingering is a journey that requires patience, practice, and dedication. By understanding the basic fingering chart, experimenting with extended techniques, and implementing the tips provided in this guide, you will lay the foundation for a successful and rewarding musical experience with the flute. Embrace the learning

process, enjoy the beautiful sounds you create, and continue to explore the boundless possibilities that this captivating instrument has to offer.



Where do my fingers go? For Flute by Carol Pearson


★★★★☆ 4.1 out of 5

Language : English

File size : 9271 KB

Print length : 78 pages

Screen Reader : Supported



Big Data and the Future of Entertainment: A Comprehensive Exploration

The entertainment industry is undergoing a profound transformation driven by the explosive growth of big data. With vast amounts of data available on...



Essays on Love Affair: Unveiling the Alchemy of Human Connection

Love, an emotion as ancient as time itself, has inspired countless works of art, literature, and music throughout history. Its captivating and elusive nature...