


You Will Be Able To Knit By The End Of This

Knitting is a wonderful hobby that can be enjoyed by people of all ages. It's a great way to relax, be creative, and make beautiful things. If you've ever wanted to learn how to knit, this comprehensive guide is the perfect place to start. We'll cover everything you need to know, from choosing the right supplies to mastering the basic stitches. By the end of this article, you'll be able to knit with confidence and create beautiful projects of your own.

Getting Started

The first step to learning how to knit is to gather your supplies. You will need:



You Will Be Able to Knit by the End of This Book

by Rosie Fletcher

★★★★☆ 4.4 out of 5

Language : English
File size : 47815 KB
Text-to-Speech : Enabled
Screen Reader : Supported
Enhanced typesetting : Enabled
Print length : 232 pages



- Yarn
- Knitting needles
- A tapestry needle

- Scissors

Once you have gathered your supplies, you can start learning the basic stitches. The most basic stitch is the knit stitch. To knit a stitch, insert the right-hand needle into the next stitch on the left-hand needle from front to back. Hook the yarn onto the right-hand needle and pull it through the stitch. Slip the new stitch off the left-hand needle.

The next most basic stitch is the purl stitch. To purl a stitch, insert the right-hand needle into the next stitch on the left-hand needle from back to front. Hook the yarn onto the right-hand needle and pull it through the stitch. Slip the new stitch off the left-hand needle.

Once you have mastered the knit and purl stitches, you can start knitting simple projects. A good beginner project is a scarf. Scarves are simple to knit and can be made in a variety of colors and styles. Once you have completed a few scarves, you can start knitting more challenging projects, such as sweaters, hats, and blankets.


Tips for Beginners

Here are a few tips for beginners:

- Don't be afraid to make mistakes. Everyone makes mistakes when they are first learning how to knit. Just rip out the stitches and start over.
- Practice regularly. The more you practice, the better you will become at knitting.

- Find a friend or family member who can help you learn. Having someone to show you how to knit can be very helpful.
- Don't give up. Learning how to knit takes time and practice. Don't get discouraged if you don't get it right away. Just keep practicing and you will eventually master the craft.

Knitting is a beautiful and rewarding hobby. With a little time and practice, you can learn how to knit beautiful projects that you will cherish for years to come.



You Will Be Able to Knit by the End of This Book

by Rosie Fletcher

★★★★☆ 4.4 out of 5

Language : English

File size : 47815 KB


Text-to-Speech : Enabled

Screen Reader : Supported

Enhanced typesetting : Enabled


Print length : 232 pages





Big Data and the Future of Entertainment: A Comprehensive Exploration

The entertainment industry is undergoing a profound transformation driven by the explosive growth of big data. With vast amounts of data available on...



Essays on Love Affair: Unveiling the Alchemy of Human Connection

Love, an emotion as ancient as time itself, has inspired countless works of art, literature, and music throughout history. Its captivating and elusive nature...